



Co-funded by the
Erasmus+ Programme
of the European Union



Home Care




Pictograms: ARASAAC (<http://www.arasaac.org/>)

EVERYDAY



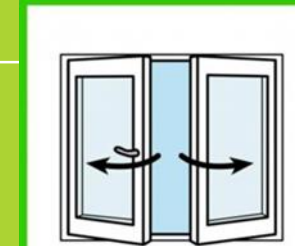
**THROW
THE
TRASH**



RECYCLE



**WASH
THE
DISHES**





WITHOUT
THE CAP



WHAT WE TAKE
TO THE GREEN
BIN: GLASS

WHAT WE TAKE TO THE YELLOW BIN: PLASTIC



WHAT WE TAKE TO THE BLUE BIN: PAPER



WHAT WE TAKE TO THE GREEN/GREY/BROWN BIN: ORGANIC WASTE




ONCE A WEEK



BATHROOM



SLEEPING ROOM



CHANGE THE SHEETS

KITCHEN



WASH



CLOTHING TOWELS BED SHEETS



LIVING ROOM



KITCHEN



1

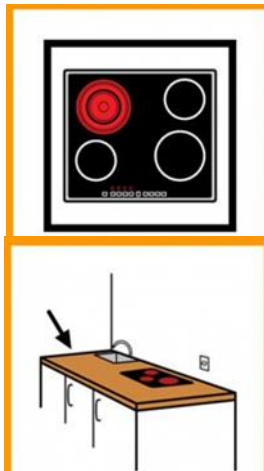


Scrub the dishes, rinse them and put them to dry in the dish rack. When you finish with the dishes, you should also scrub the pile.



2

Pass the cloth with degreaser on the benches and stoves.



WE NEED



3



We will sweep the floor and finally we scrub it

BATHROOM



1



Scrub the sink and bathtub with the sponge and bleach pad. We will rinse with the cloth and dry with paper.



2



3

Clean with the green scourer (ONLY for the toilet) and bleach, for this we will start on the outside (lids, cistern) and last the interior with the brush, we will dry it with paper.



WE NEED




4



We will sweep the floor and finally we scrub it

LIVING ROOM AND ROOMS



1



Pick up
clothes and
stuff to clean
well.

2



Clean the
furniture dust
with the dust trap
and the furniture
or multipurpose
cleaner.

3



We will sweep the floor and finally we
scrub it

WE NEED



WASHING MACHINE



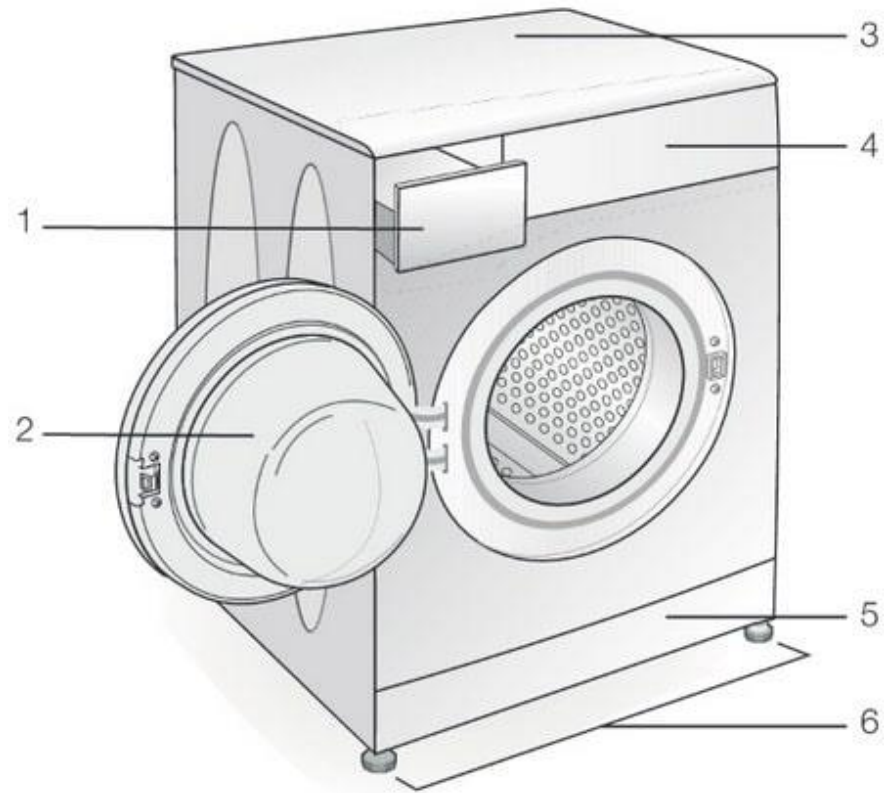
SEPARATE THE WHITE AND
COLORED CLOTHES



DETERGENT



SOFTENER



- | | |
|-------------------------|----------------------------|
| 1 - Detergent Dispenser | 4 - Control Panel |
| 2 - Loading Door | 5 - Filter Cap |
| 3 - Top Lid | 6 - Height-adjustable Feet |

CLEANING PRODUCTS




**SAVE ON A SITE
THAT IS ONLY FOR
CLEANING**

**NEVER CHANGE
THE CONTAINER**



**BE VERY
CAREFUL CAN
BE VERY
HAZARDOUS**



**NO HEAT
KEEP IN
COLD AND
DRY SITES**



CHEMICAL HAZARD SYMBOLS

Chemical hazard symbols are found on some home products, as well as bottles of chemical reagents in the lab. Here, we take a look at European hazard symbols and the various dangers that they warn of.



ENVIRONMENTAL HAZARD

Indicates substances that are toxic to aquatic organisms, or may cause long lasting environmental effects. They should be disposed of responsibly.



ACUTELY TOXIC

Indicates life-threatening effects, in some cases even after limited exposure. Any form of ingestion and skin contact should be avoided.



GAS UNDER PRESSURE

Container contains pressurised gas. This may be cold when released, and explosive when heated. Containers should not be heated.



CORROSIVE

May cause burns to skin and damage to eyes. May also corrode metals. Avoid skin & eye contact, and do not breathe vapours.



EXPLOSIVE

May explode as a consequence of fire, heat, shock or friction. Chemicals with this label should be kept away from potential ignition sources.



FLAMMABLE

Flammable when exposed to heat, fire or sparks, or give off flammable gases when reacting with water. Ignition sources should be avoided.



MODERATE HAZARD

May irritate the skin, or exhibit minor toxicity. The chemical should be kept away from the skin and the eyes as a precaution.



OXIDISING

Burns even in the absence of air, and can intensify fires in combustible materials. Should be kept away from ignition sources.



HEALTH HAZARD

Short or long term exposure could cause serious long term health effects. Skin contact and ingestion of this chemical should be avoided.

ONCE A MONTH OR EVERY TWO MONTHS MAXIMUM



**CLEAN THE
FRIDGE AND
THROW THE
BAD FOOD**

**CLEAN
GLASSES AND
WINDOWS**



**CLEAN THE
TILES**

**WASH THE CURTAINS
AND SOFA COVERS**



CLEANING SCHEDULE



MONDAY	TUESDAY	WEDNESDAY	THURSDAY	FRIDAY	SATURDAY	SUNDAY