





Co-funded by the
Erasmus+ Programme
of the European Union



ONLINE ACTIVITY

Workshop 5 - Going to the theater/museum



This information only reflects the Consortium view and the Commission is not responsible for any use that may be made of the information that it contains.



ONLINE ACTIVITY

Activity 5. 1 - Let's watch the movie



Let's watch the movie

Title: **CREATE ABILITY**

**Access Programs
For Visitors with
Disabilities**

MOMA

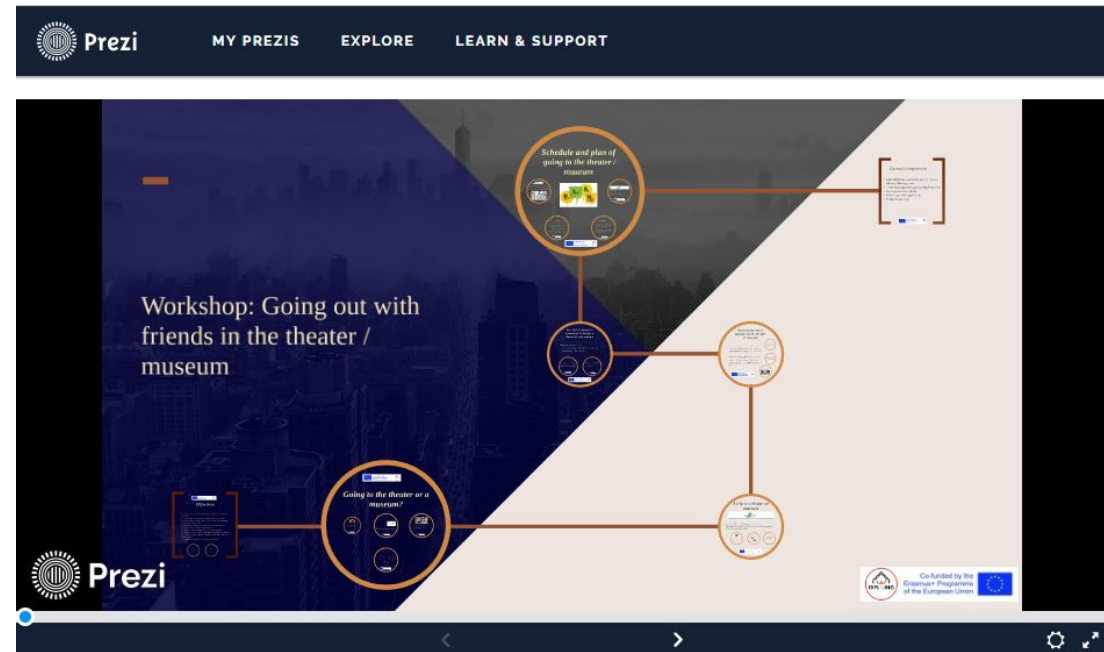


ONLINE ACTIVITY

Activity 5. 2 - Let's follow the step by step presentation



You can find the step by step presentation on developing skills for going to the theater/museum on the following link





ONLINE ACTIVITY

Activity 5.3 Let's find the theater



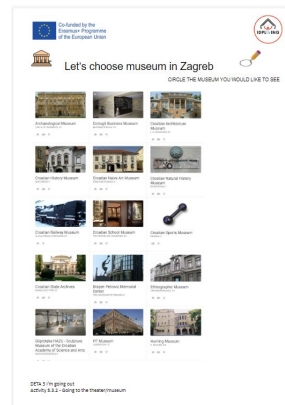
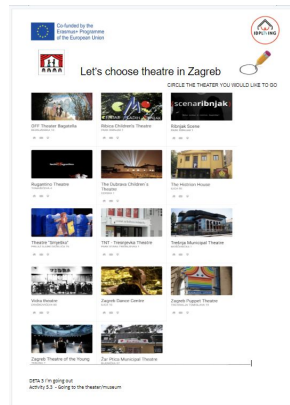
Step by step guide

1. DOWNLOAD ACTIVITY FORM

a. IF YOU WANT TO GO TO THE THEATER CLICK [HERE](#)

b. IF YOU WANT TO GO TO THE MUSEUM CLICK [HERE](#)

2. CIRCLE WHAT YOU WOULD LIKE TO SEE



GO TO NEXT STEP →



ONLINE ACTIVITY

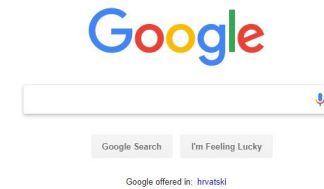
Activity 5.3 Let's find the theater



Step by step guide



4. GO TO YOUR COMPUTER OR TAKE YOUR MOBILE



5. FIND THE ADDRESS USING GOOGLE (TYPE THE NAME OF THE MUSEUM OT THEATER)

GO TO NEXT STEP →

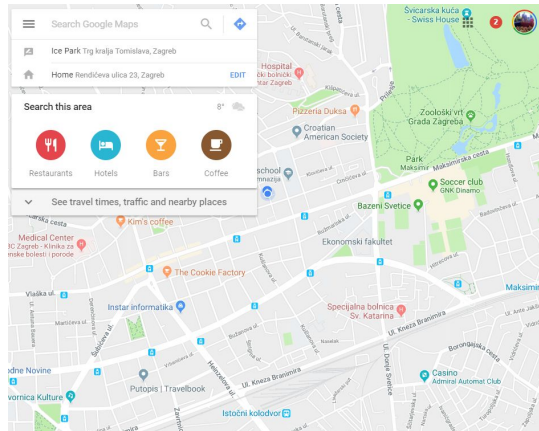


ONLINE ACTIVITY

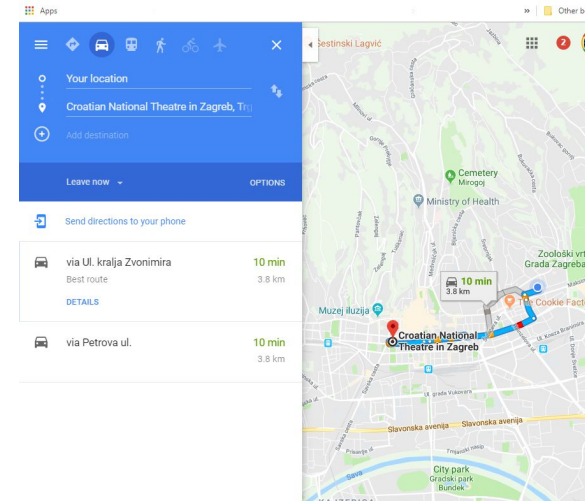
Activity 5.3 Let's find the theater



Step by step guide



6. GO TO GOOGLE MAPS



7. FIND LOCATION AND MAKE THE PLAN