



Co-funded by the
Erasmus+ Programme
of the European Union



ONLINE ACTIVITY

Activity 4.6 Prepare a new plan through the use of transport applications and visual support

Workshop 4 - Going to the park



This information only reflects the Consortium view and the Commission is not responsible for any use that may be made of the information that it contains.



ONLINE ACTIVITY


Activity 4.5 Prepare a new plan through the use of transport



A FORM AS ONE SEEN BEFORE CAN BE MADE IN THIS APP

APP NAME: [UBER](#)

Uber application can be used with just one tap to request a ride, and it's easy to pay with credit or cash.





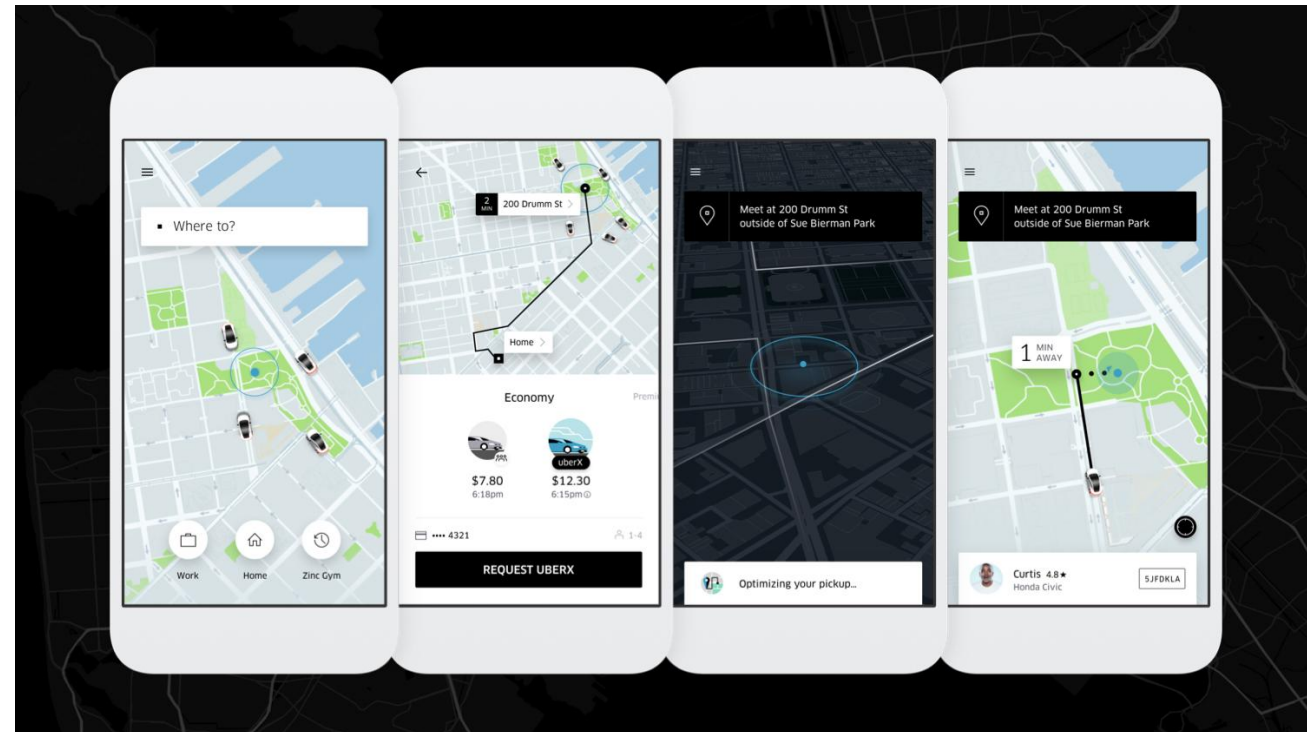
ONLINE ACTIVITY

Activity 4.5 Prepare a new plan through the use of transportation applications



APP features: UBER – taxi


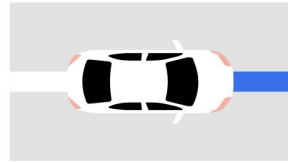
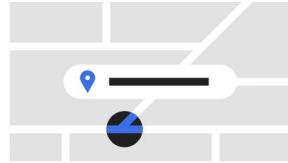

When you request a ride, the app automatically suggests a convenient place to meet your driver. To adjust your location, just type in a new address or drag your pin on the map within the gray circle.



DETA 3 I'm going out

Activity 4.6 Prepare a new plan through the use of transport applications and visual support

How to use the Uber app



Create an account

All you need is an email address and phone number. You can request a ride from your [browser](#) or from the Uber app. To download the app, go to the [App Store](#) or [Google Play](#).

Enter your destination

Open the app and enter where you're going in the **Where to?** box. Tap to confirm your pickup location and tap **Confirm** again to be matched to a driver nearby.

Meet your driver

You can track their arrival on the map. When they're a few minutes away, wait for them at your pickup location.

Check your ride

For your personal safety, be certain that you're getting into the right car. Before hopping in, check the driver, car model, and license plate number against the information in the app. Once you're in the car, have your driver confirm your name before they go.

Sit back and relax

When you arrive, payment is easy. Depending on your region, you have options. Use cash or a payment method like a credit card or Uber Cash balance.



DETA 3 I'm going out

Activity 4.6 Prepare a new plan through the use of transport applications and visual support



ONLINE ACTIVITY

Activity 4.5 Prepare a new plan through the use of transportation application



How to use the app: [Uber app](#)

- Look this video:
<https://www.youtube.com/watch?v=R1DYoycc17s>
- You can pay with credit card with app or choose CASH at the end